

Selection Table for Digital Silicon Irradiance Sensors

Si-RS485 Series

with Optional External Sensors Tamb-Si, Tmodul-Si and Vwind-Si



All measured parameters are transferred via one Modbus cable (except solution 6).

Solution	Measured Parameters	Sensor Types	Accessories	Notes
1	1. Solar Irradiance 2. Temperature of Sensor Cell ¹	Si-RS485TC-T-MB	None	- Temperature of sensor cell
2	1. Solar Irradiance 2. Temperature of Sensor Cell ¹ 3. Ambient Temperature	Si-RS485TC-2T-MB	None	- Si sensor with firmly connected ambient cable temperature sensor (3 m connection cable) - Optional Shield Tamb-Si as a weather and radiation protection
3	1. Solar Irradiance 2. Temperature of Sensor Cell ¹ 3. Module Temperature	Si-RS485TC-T-Tm-MB	None	- Si sensor with firmly connected module temperature sensor (3 m connection cable)
4	1. Solar Irradiance 2. Temperature of Sensor Cell ¹ 3. Ambient Temperature 4. Wind Speed	Si-RS485TC-2T-v-MB	Tamb-Si ² Vwind-Si ³	- Si sensor with waterproof connectors for one temperature sensor and one wind speed sensor - External sensors with preconfigured plugs - Optional Shield Tamb-Si as a weather and radiation protection
5	1. Solar Irradiance 2. Temperature of Sensor Cell ¹ 3. Module Temperature 4. Wind Speed	Si-RS485TC-2T-v-MB	Tmodul-Si ² Vwind-Si ³	- Si sensor with waterproof connectors for one temperature sensor and one wind speed sensor - External sensors with preconfigured plugs
6	1. Solar Irradiance 2. Temperature of Sensor Cell ¹ 3. Module Temperature 4. Wind Speed 5. Ambient Temperature	Si-RS485TC-2T-v-MB Ta-ext-RS485-MB ⁴	Tmodul-Si ² Vwind-Si ³	- Si sensor with waterproof connectors for one temperature sensor and one wind speed sensor - External sensors with preconfigured plugs - Optional Shield Tamb-Si as a weather and radiation protection






¹ The temperature of the sensor cell is within a comparable value to the PV module temperature. A quantification of the difference between of the measurement of the temperature of the sensor and the possible PV module temperature is not possible.

² The temperature sensors Tamb-Si and Tmodul-Si have a 3 m connection cable.

³ The wind speed sensor Vwind-Si has a 5 m connection cable.

⁴ The ambient temperature sensor Ta-ext-RS485-MB is a separate Modbus sensor with its own Modbus cable.

Selection Table for Digital Silicon Irradiance Sensors Si-RS485 Series with Optional External Sensors Tamb-Si, Tmodul-Si and Vwind-Si

Solution	Sensor Types	Solution	Sensor Types and Accessories
1	Si-RS485TC-T-MB 	4	Si-RS485TC-2T-v-MB + Tamb-Si + Vwind-Si 
2	Si-RS485TC-2T-MB 	5	Si-RS485TC-2T-v-MB + Tmodul-Si + Vwind-Si 
3	Si-RS485TC-T-Tm-MB 	6	Si-RS485TC-2T-v-MB + Tmodul-Si + Vwind-Si Ta-ext-RS485-MB 